

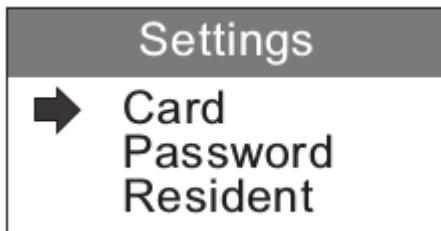
## Managing Card/Tags – GSM Intercom System

### Entering programming mode

Press the 'key' button five times, then enter your 9 digit installer password (25802580)

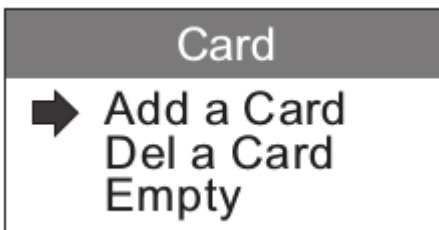


Use the up/down arrow keys and select 'card' and press the 'bell' button

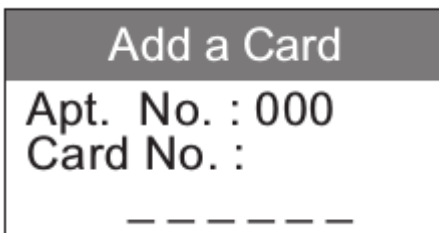


### Adding Cards

Select 'Add a Card'



Present the card to the reader, or enter the card number manually.



### Deleting Cards

Go to the 'Del a Card' menu option, and enter the card number via the keypad to selectively delete a card/tag.

